

# 2013 HVAC PRODUCT CATALOG



 **FIRST  
AMERICA**

PROVEN PRODUCTS FOR THE HVAC INDUSTRY

[www.firstamericaproducts.com](http://www.firstamericaproducts.com)



*We recognize business customers have very specific requirements for doing business. Their demands and needs must be handled by a group of professionals. The First America Team has over 30 years combined experience in the HVAC industry. We are committed to helping our customers grow their businesses.*

*We are pleased that you have made First America your premier choice for HVAC Products. We are committed to providing you with quality products at great prices. We strive to deliver at every opportunity.*

*Thank you for being our valued customers. We are grateful for the pleasure of serving you and your company's needs.*

*Best regards,*

*The First America Team*

---

---

CONTACT US:

For product information, goto [www.firstamericaproducts.com](http://www.firstamericaproducts.com)

To speak to a First America Specialist,

Call (800) 513-1152

Email [salest@firstamericaproducts.com](mailto:salest@firstamericaproducts.com)

To place an order,

Email to: [orders@firstamericaproducts.com](mailto:orders@firstamericaproducts.com)

Fax to: (800) 760-0715

# WALL SLEEVES

PART NUMBER	DESCRIPTION	APPROX SHIP WT	DIMENSIONS (in.)			PRICE
			A	B	C	

## POLYMER WALL SLEEVES



<b>SLEEVE-INSUL-1PK</b>	Insulated Plastic Wall Sleeve	21	42	14 3/4	16	
-------------------------	-------------------------------	----	----	--------	----	--



<b>WALL-SLEEVE-1PK *</b>	Non-Insulated Plastic Wall Sleeve	20	42	14 3/4	16	
--------------------------	-----------------------------------	----	----	--------	----	--

\* Insulated Wall Sleeves should be considered for superior sound absorption, to reduce heat loss, and to prevent sleeve sweating, a condition that can occur when the outdoor temperature is cold and the indoor temperature is warm and humid.

## STEEL WALL SLEEVES \*\*



<b>SLEEVE-STEEL-1PK</b>	Insulated Steel Wall Sleeve	30	42	14 3/4	16	
-------------------------	-----------------------------	----	----	--------	----	--

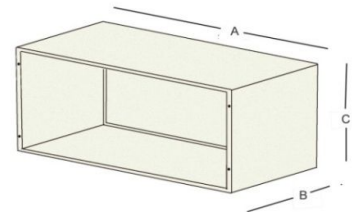
<b>SLEEVE-EXT18-1PK</b>	Extended Metal Wall Sleeve For Deep Wall Applications (18 in. Depth)	39	42	18	16	
-------------------------	--	----	----	----	----	--

<b>SLEEVE-EXT24-1PK</b>	Extended Metal Wall Sleeve For Deep Wall Applications. (24 in. Depth)	56	42	24	16	
-------------------------	---	----	----	----	----	--

<b>SLEEVE-EXT26-1PK</b>	Extended Metal Wall Sleeve For Deep Wall Applications. (26 in. Depth)	60	42	26	16	
-------------------------	---	----	----	----	----	--

<b>SLEEVE-EXT28-1PK</b>	Extended Metal Wall Sleeve For Deep Wall Applications. (28 in. Depth)	62	42	28	16	
-------------------------	---	----	----	----	----	--

\*\* All metal wall sleeves are factory insulated.



## WALL SLEEVES ACCESSORIES

<b>FR-SLEEVE-EXT</b>	Friedrich wall sleeve extension, for retrofit into Friedrich 11-1/2 in. deep wall sleeves (Friedrich T Series)	10	42	3	16	
----------------------	--	----	----	---	----	--

<b>SLEEVE-MOLDING</b>	Wall sleeve molding kit for trimming 42 in x 16 in wall sleeves to the interior wall.	2	NA	NA	NA	
-----------------------	---	---	----	----	----	--

<b>INSULATION-KIT</b>	Insulation Kit to Make a Standard Non-Insulated Wall Sleeve Insulated	4	NA	NA	NA	
-----------------------	---	---	----	----	----	--





# EXTERIOR GRILLES



PART NUMBER	DESCRIPTION	APPROX SHIP WT	PRICE
-------------	-------------	----------------	-------

STAMPED ALUMINUM GRILLE			
-------------------------	--	--	--

GRILLE-ALU-STAMP	Stamped Aluminum Exterior Grille, CLEAR FINISH	3	
------------------	--	---	--

POLYMER ARCHITECTURAL GRILLES			
-------------------------------	--	--	--

GRILLE-PLA-ALPIN	Polymer Architectural Exterior Grille, ALPINE (Matches Wall Sleeve)	7	
GRILLE-PLA-BEIGE	Polymer Architectural Exterior Grille, BEIGE	7	
GRILLE-PLA-BROWN	Polymer Architectural Exterior Grille, BROWN	7	
GRILLE-PLA-WHITE	Polymer Architectural Exterior Grille, WHITE	7	

ALUMINUM ARCHITECTURAL GRILLES *			
----------------------------------	--	--	--

GRILLE-ALU-CLEAR	Aluminum Architectural Exterior Grille, CLEAR FINISH	7	
GRILLE-ALU-ALPIN	Aluminum Architectural Exterior Grille, ALPINE (Matcheds Wall Sleeve)	7	
GRILLE-ALU-WHITE	Aluminum Architectural Exterior Grille, WHITE	7	
GRILLE-ALU-BEIGE	Aluminum Architectural Exterior Grille, BEIGE	7	
GRILLE-ALU-BRONZ	Aluminum Architectural Exterior Grille, LIGHT BRONZE	7	
GRILLE-ALU-MBRNZ	Aluminum Architectural Exterior Grille, MEDIUM BRONZE	7	
GRILLE-ALU-DBRNZ	Aluminum Architectural Exterior Grille, DARK BRONZE	7	
GRILLE-ALU-CUSTOM	Custom colored grilles are avaiable.	7	









\* Special sizing is available upon request

HURRICANE IMPACT ARCHITECTURAL GRILLES **			
---	--	--	--

GRILLE-HUR-CLEAR	Aluminum Hurricane Grade Architectural Exterior Grille, CLEAR FINISH	7	
GRILLE-HUR-ALPIN	Aluminum Hurricane Grade Architectural Exterior Grille, ALPINE (Matcheds Wall Sleeve)	7	
GRILLE-HUR-WHITE	Aluminum Hurricane Grade Architectural Exterior Grille, WHITE	7	
GRILLE-HUR-BEIGE	Aluminum Hurricane Grade Architectural Exterior Grille, BEIGE	7	
GRILLE-HUR-BRONZ	Aluminum Hurricane Grade Architectural Exterior Grille, LIGHT BRONZE	7	
GRILLE-HUR-MBRNZ	Aluminum Hurricane Grade Architectural Exterior Grille, MEDIUM BRONZE	7	
GRILLE-HUR-DBRNZ	Aluminum Hurricane Grade Architectural Exterior Grille, DARK BRONZE	7	
GRILLE-HUR-CUSTOM	Aluminum Hurricane Grade Custom colored grilles are avaiable.	7	

\*\*The Dade-Miami County/Florida Building Code requires exterior cladding components be designed to protect life and property in structures exposed to high velocity hurricane force winds.

# CONDENSATE DRAIN KITS

PART NUMBER	DESCRIPTION	APPROX SHIP WT	PRICE
	 <p><b>DRAIN-KIT-1PK</b></p> <p>This universal drain kit may be used internally or externally to route condensate to the drainage system. The kit includes both straight and right angle drain tubes with mounting brackets, seals &amp; screws. (1 per pack)</p>	2	
	 <p><b>DRAIN-EXT-90-1PK</b></p> <p>External condensate drain kit with a right angle copper drain tube (1/2 inch OD with mounting brackets, seals &amp; screws). The drain tube attaches to the rear wall sleeve flange for external draining. (1 per pack)</p>	1	
	 <p><b>DRAIN-EXT-STR-1PK</b></p> <p>External condensate drain kit with a 6 inch straight copper drain tube (1/2 inch OD with mounting brackets, seals &amp; screws). The drain tube attaches to the rear wall sleeve flange for external draining (1 per pack)</p>	1	
	 <p><b>DRAIN-INTERNAL-1PK</b></p> <p>The internal drain kit contains a 6 inch straight copper drain tube (1/2 inch OD with mounting brackets, seals &amp; screws) which attaches to the bottom of the wall sleeve for internal draining. (1 per pack)</p>	2	

# SUBBASES & MODULES



PART NUMBER	DESCRIPTION	APPROX SHIP WT	PRICE
<b>PTAC-SUBBASE-A</b>	Universal Subbase, this non-electrical subbase may be used to level and support any 42-inch wide wall sleeve. In addition, electrical modules (below) may be field installed to provide a convenient power outlet, disconnect switch or fuse for unit.	4	
<b>LEVELING-LEGS</b>	Adjustable Legs, these leveling legs may be used to level and support any wall sleeve. Sold 2 per package	3	

## SUBBASE RECEPTACLE MODULES

### 208/230 VOLT



<b>PTAC-REC-230V15-A</b>	15 amp 208/230V Receptacle Module with a durable NEMA 6-15R electrical receptacle and decorative cover plate.	1	
<b>PTAC-REC-230V20-A</b>	20 amp 208/230V Receptacle Module with a durable NEMA 6-20R electrical receptacle and decorative cover plate.	1	
<b>PTAC-REC-230V30-A</b>	30 amp 208/230V Receptacle Module with a durable NEMA 6-30R electrical receptacle and decorative cover plate.	2	

### 265 VOLT



<b>PTAC-REC-265V15-A</b>	15 amp 265V Receptacle Module with a durable NEMA 7-15R electrical receptacle and decorative cover plate.	2	
<b>PTAC-REC-265V20-A</b>	20 amp 265V Receptacle Module with a durable NEMA 7-20R electrical receptacle and decorative cover plate.	2	
<b>PTAC-REC-265V30-A</b>	30 amp 265V Receptacle Module with a durable NEMA 7-30R electrical receptacle and decorative cover plate.	2	

### HARDWIRED



Subbase Not Included

<b>PTAC-REC-HW-230V-A</b>	208/230v 15, 20 & 30 amp Hardwire Module with flexible steel conduit whip, easy disconnect and unit access cover. ( For Gree ETAC Unit Only)	2	
<b>PTAC-REC-HW-265V-A</b>	265v 15, 20 & 30 amp Hardwire Module with flexible steel conduit whip, easy disconnect and unit access cover. ( For Gree ETAC Unit Only)	2	

## SUBBASE POWER DISCONNECT SWITCH MODULES



<b>PTAC-SWITCH-A</b>	Disconnect Switch Module with DPST power disconnect switch and decorative cover plate. For use on 208/230 & 265v subbase applications up to 30 amps.	1	
----------------------	--	---	--

## SUBBASE FUSE MODULES



<b>PTAC-FUSE-15A</b>	15 amp Fuse Module with cartridge fuse, fuse holder and decorative cover plate. Can be used on 208/230v and 265v subbase applications.	1	
<b>PTAC-FUSE-20A</b>	20 amp Fuse Module with cartridge fuse, fuse holder and decorative cover plate. Can be used on 208/230v and 265v subbase applications.	1	
<b>PTAC-FUSE-30A</b>	30 amp Fuse Module with cartridge fuse, fuse holder and decorative cover plate. Can be used on 208/230v and 265v subbase applications.	1	

# HARDWIRE & CONDUIT KITS

## HARDWIRE KITS

PART NUMBER	DESCRIPTION	APPROX SHIP WT	PRICE
-------------	-------------	----------------	-------



GREE E-TAC SERIES MODELS ONLY			
<b>HARDWIRE-KIT-230V</b>	208/230v permanent power connection to the unit with 36-inch flexible steel conduit and easy unit disconnect. For use on 208/230v applications up to 30 amps.	2	
<b>HARDWIRE-KIT-265V</b>	265v permanent power connection to the unit with 36-inch flexible steel conduit and easy unit disconnect. For use on 265v applications up to 30 amps.	2	



GREE GA SERIES MODELS ONLY			
<b>HARDWIRE-KIT-15A</b>	Permanent Power Connection to the unit with 36-inch flexible steel conduit and unit-mounted power connector. For applications requiring 15 amp service and 2.5 kW electric heat.	2	
<b>HARDWIRE-KIT-20A</b>	Permanent Power Connection to the unit with 36-inch flexible steel conduit and unit-mounted power connector. For applications requiring 20 amp service and 3.5 kW electric heat.	2	
<b>HARDWIRE-KIT-30A</b>	Permanent Power Connection to the unit with 36-inch flexible steel conduit and unit-mounted power connector. For units requiring 30 amp service and 5 kW electric heat.	2	

## CONDUIT INTERFACE KITS



GREE E-TAC SERIES MODELS ONLY			
<b>CONDUIT-INTF-230V</b>	208/230V Conduit Interface for connecting existing conduit power connection to a unit. Kit provides right angle conduit connector, easy unit disconnect and unit access cover. For use on 208/230v applications up to 30 amps.	1	
<b>CONDUIT-INTF-265V</b>	265V Conduit Interface for connecting existing conduit power connection to a unit. Kit provides right angle conduit connector, easy unit disconnect and unit access cover. For use on 265v applications up to 30 amps.	1	



GREE GA SERIES MODELS ONLY			
<b>CONDUIT-KIT-15A</b>	Conduit Interface for connecting existing conduit power connection to a Gree GA Series unit. For applications requiring 15 amp service, 2.5 KW electric heat (208/230v or 265v).	1	
<b>CONDUIT-KIT-20A</b>	Conduit Interface for connecting existing conduit power connection to a Gree GA Series unit. For applications requiring 20 amp service, 3.5 KW electric heat (208/230v or 265v).	1	
<b>CONDUIT-KIT-30A</b>	Conduit Interface for connecting existing conduit power connection to a Gree GA Series unit. For applications requiring 30 amp service, 5 KW electric heat (208/230v or 265v).	1	



# AIR FILTERS



PART NUMBER	DESCRIPTION	APPROX SHIP WT	PRICE
<b>GA-AIRFILTER-2PK</b>	Gree Replacement Air Filters for series PTAC (2 per pack)	GA 2	



<b>ETAC-AIRFILTER-2PK</b>	Gree Replacement Air Filters for TAC series PTAC (2 per pack)	E- 2	
---------------------------	---	---------	--



<b>52M-AIRFILTER-2PK</b>	Carrier Replacement Air Filters for 52M series PTAC (2 per pack)	2	
--------------------------	--	---	--

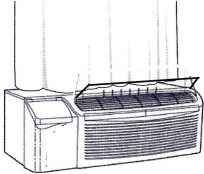


<b>52C-AIRFILTER-2PK</b>	Carrier Replacement Air Filters for 52C and 52P series PTAC (2 per pack)	2	
--------------------------	--	---	--


## MISCELLANEOUS (CONT.)



PART NUMBER	DESCRIPTION	APPROX SHIP WT	PRICE
<b>LATERAL-DUCT</b>	Ductwork allows one unit to heat/cool two rooms: includes Plenum, 4-ft Extension Duct, Trim Kit and Registers.	32	



<b>PTAC-DEFLECTOR-A</b>	Air Guide ...Discharge air deflector for PTACs.	2	
-------------------------	---	---	--



<b>PTAC-SOUND-A</b>	Sound Muzzler helps to absorb sound energy and blocks offensive noise from the compressor.	1	
---------------------	--	---	--



<b>PTAC-LOCK-A</b>	Gree E-TAC Locking door with keys to prevent unauthorized access to control settings.	1	
--------------------	---	---	--



<b>PTAC-LOCK-B</b>	GREE GA Series Locking door with keys to prevent unauthorized access to control settings.	1	<b>\$12.00</b>
--------------------	---	---	----------------

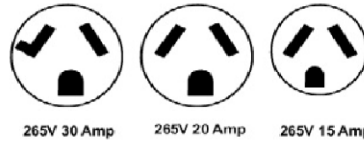


<b>BAFFLE-KIT-1PK</b>	The Baffle Kit contains air deflectors and gaskets that mount to the outdoor coil to direct the hot exhaust air away from the air intake to allow the unit to function properly.	1	<b>\$8.14</b>
-----------------------	--	---	---------------

# MISCELLANEOUS

PART NUMBER	DESCRIPTION	APPROX SHIP WT	PRICE
-------------	-------------	----------------	-------

NEMA Configuration



<b>PTAC-CORD-15A</b>	58-inch 265v Power Cord with 15 amp (NEMA 7-15P) ivory white, configuration for E-TAC series only.	2	
<b>PTAC-CORD-20A</b>	58-inch 265v Power Cord with 20 amp (NEMA 7-20P) ivory white, configuration for E-TAC series only.	2	
<b>PTAC-CORD-30A</b>	58-inch 265v Power Cord with 30 amp (NEMA 7-30P) ivory white, configuration for E-TAC series only.	2	



<b>OUTLET-265V-15A</b>	15 amp 265V Receptacle Kit with a durable NEMA 7-15R electrical receptacle and decorative cover plate.	1	
<b>OUTLET-265V-20A</b>	20 amp 265V Receptacle Kit with a durable NEMA 7-20R electrical receptacle and decorative cover plate.	1	
<b>OUTLET-265V-30A</b>	30 amp 265V Receptacle Kit with a durable NEMA 7-30R electrical receptacle and decorative cover plate.	1	



<b>SLEEVE-SCREWS</b>	Replacement wall sleeve mounting screws. Standard size to fit all standard wall sleeves. (4 per pack)	1	
----------------------	---	---	--



<b>J-CLIPS-20PK</b>	Replacement wall sleeve mounting clips. Standard J-clip size. Designed to fit all standard wall sleeves. (20 per pack)	1	
---------------------	--	---	--



<b>SLEEVE-MAINT-KIT</b>	Wall Sleeve Maintenance Kit, includes 120-inch foam insulation to seal between wall sleeve and unit, four replacement J-Clips and four mounting screws.	24	
-------------------------	---	----	--



**First America Products LLC**  
**2233 Park Ave., Suite 200-B**  
**Orange Park, FL 32073**  
[www.firstamericaproducts.com](http://www.firstamericaproducts.com)

**904.215.8075 Phone**  
**800.513.1152 Toll Free**  
800.760.0715 Fax  
[sales@firstamericaproducts.com](mailto:sales@firstamericaproducts.com)